

SELF-LED ACTIVITY

WELCOME TO RUTUPIAE



KS2

Recommended for

KS2 (History, Geography)

Learning objectives

- Discover the range of people living and working in Richborough (Rutupiae) during the Roman period.
- Understand that people and goods travelled vast distances across the Roman Empire to reach Roman Richborough.

Time to complete

Approx. 25 mins



Character cards will help students explore the fort and discover more about daily life in Richborough.

SUMMARY

In this activity, students will follow characters living and working in Richborough (Rutupiae) and complete short missions to better understand their roles within the settlement.

SUGGESTED APPROACH

Print and cut out the character cards on pages 46–48 and the cart outline on page 45 before your visit.

At the fort, introduce the idea that people and goods came to Richborough from across the Roman Empire. Many different people interacted with each other and many different languages were spoken here.

Set the scene for your students - they have just arrived at Richborough from Gaul and are here to rest before travelling on to other Roman settlements in Britain. They are meeting some friends later and would like to gather some gifts for them.


Divide students into small groups of four or five and assign a folded character card to each group. Students will find characters' locations within the fort and undertake a challenge once they're there to earn a reward (on the reverse of the card). If you have time, encourage groups to swap cards so that students can explore the fort and engage with more than one character.

To end, students will match the objects they've collected to the outlines in the cart image on page 45 as they discuss what they've discovered about the characters they've been following.

MORE LEARNING IDEAS

When students have completed this activity, they could explore the museum to find objects related to their characters (for example, a traveller could find a coin from another part of the Roman Empire).

WELCOME TO RUTUPIAE CHARACTER DESTINATION MAP



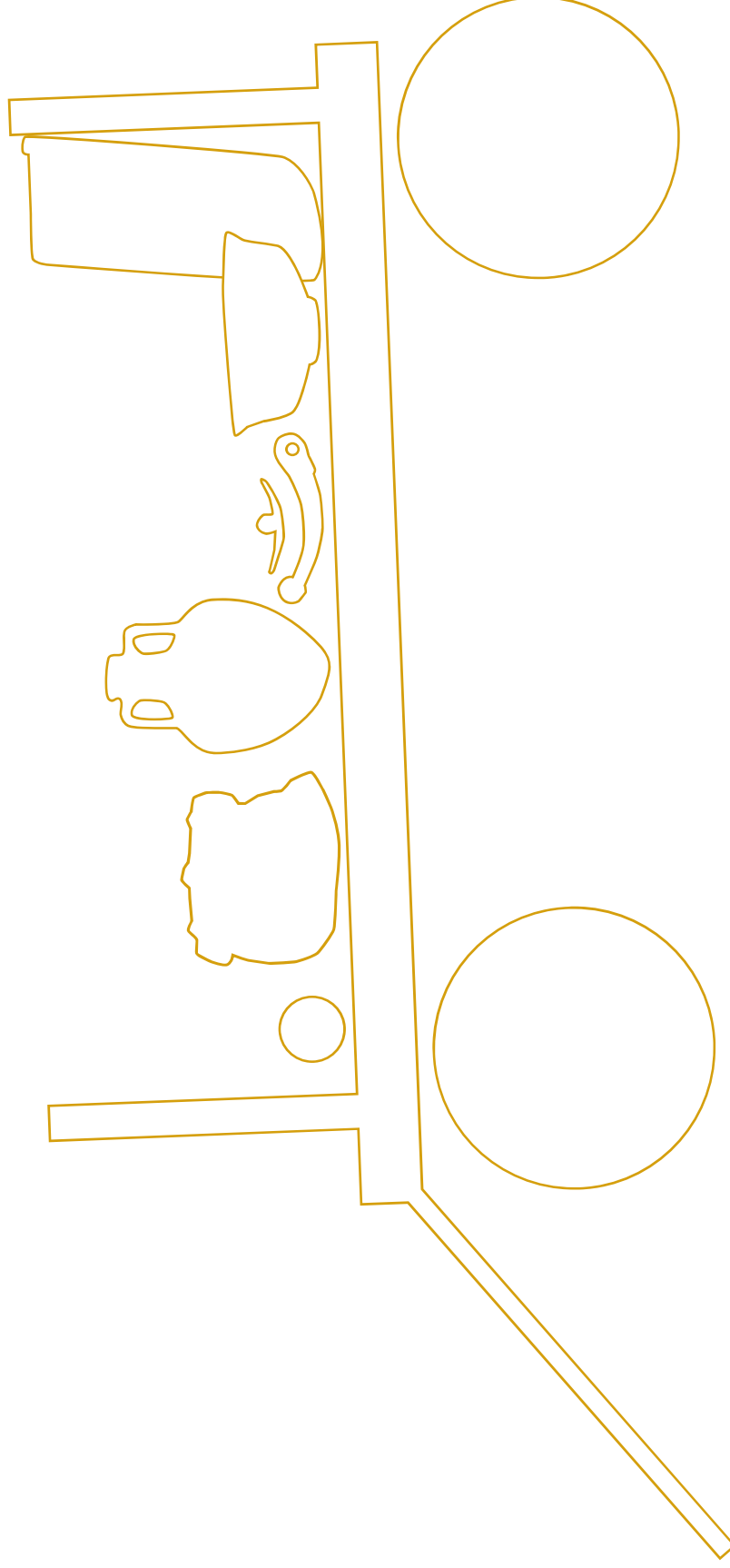
- 1** START – SOUTH GATE
- 2** WEST GATE (CART DRIVER)
- 3** CLAUDIAN DITCHES (SOLDIER)
- 4** MANSIO (GOVERNMENT OFFICIAL)

- 5** 2ND-CENTURY SHOPS SHOPWORKER
- 6** GRANARIES (FARMER)
- 7** MONUMENTAL ARCH (TRAVELLER)

Remind students to take care when moving around the fort during this activity. They should walk around the ditches rather than enter them and look out for uneven surfaces.



YOUR CART



COLLECT rewards for helping characters around the fort.
MATCH your six rewards to the outlines in your cart.



CART DRIVER



Walk to the west gate.

DID YOU KNOW?



Watling Street began here. I'm transporting goods along the road to Londinium.

CHALLENGE TIME!



Create your own cart using your bodies or your hands. It needs: moving wheels, storage space and a connection to your horse.

FOLD




WELL DONE!

You've been given an amphora of olive oil as a reward. Olive oil was imported into Britain from elsewhere in the Roman Empire.

Walk back to the south gate to **rejoin** your group.



FARMER



Walk over to the granaries.

DID YOU KNOW?



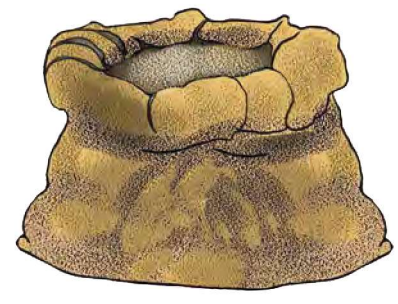
This is where the Romans stored important crops like wheat for making bread. Granaries were often raised off the ground.

CHALLENGE TIME!



Role play how you would help unload and store the farmer's grain. **Remember** to work as a team.

FOLD



WELL DONE!

You've been given a bag of grain as a reward! Granaries were raised to protect grain and other foods from being eaten by mice and other animals.

Walk back to the south gate to **rejoin** your group.





GOVERNMENT OFFICIAL



I've arrived in Richborough by boat and am looking for a place to stay.

Walk to the mansio.

DID YOU KNOW?



The Romans used coins to buy good and services like a stay at the mansio.

1 gold aureus coin = 25 silver denarii

1 silver denarii = 10 bronze asses

CHALLENGE TIME!



Calculate how many silver denarii the official could exchange 4 gold aureus coins for. How many bronze asses could he exchange for these denarii?

FOLD



WELL DONE!

You've been given a gold aureus as a reward! Coins like this were minted (made) across the Roman Empire.

Walk back to the south gate to **rejoin** your group.



TRAVELLER



I'm new to Richborough and have lost my way. My family are waiting by the arch.

Walk to the monumental arch base.

DID YOU KNOW?



Latin was a common language in Richborough where people spoke different languages from across Britain and Gaul (modern-day France) and beyond.

CHALLENGE TIME!



Practise introducing yourself to the traveller's family.

Salve (sal-VAY) – Hello

Meum nomen est (may-UM nommen est) ... – My name is ...

FOLD



WELL DONE!

You've been given a cosmetic grinder as a reward! The Romans ground up minerals and precious stones from places like modern-day Afghanistan to make eyeshadow.

Walk back to the south gate to **rejoin** your group.





SOLDIER



I'm going to patrol the fort's defences.

Walk to the Claudian ditches.

DID YOU KNOW?



These ditches were the first defences dug by the soldiers who landed at Richborough in AD 43.

CHALLENGE TIME!



Practise Roman marching orders:

Surgite! (soor-GEE-tay) – Stand!

Gladius stringite! (gla-DEE-owes streen-GEE-tay) – Draw swords!

FOLD



WELL DONE!

You've been given a shield as a reward! These were carried by Roman soldiers to protect them from attack.

Walk back to the south gate to **rejoin** your group.



SHOP WORKER



I work in a shop. I live at the back and sell pots from the front.

Walk to the 2nd-century shops.

DID YOU KNOW?



Shops inside the fort sold food and objects from Britain and across the Roman Empire, including ceramics.

CHALLENGE TIME!



Role play using a potter's wheel to create your own pot. **Place** a lump of clay in the centre of your wheel and **imagine** it spinning as you shape the clay using your hands. **Describe** your design to a partner.

FOLD



WELL DONE!

You've been given a Samian ware pot as a reward! The Romans imported these red glossy pots from Gaul (modern-day France).

Walk back to the south gate to **rejoin** your group.

