

# Eltham Palace trail worksheet



Use this trail to explore Eltham Palace, and to learn about how local people spent time here and what they thought.

- 1** What is your first impression of Eltham Palace?

**Complete** a small sketch or **write** down a few words about how you feel in the box.

- 2** In the 1930s the palace underwent massive changes, from a ruined Tudor palace to how it looks today. These changes were completed by architects called Seely and Paget.


The building now is a mix of Tudor (c.1470s) and 1930s design.

**Find** these examples of each.



John Seely and Paul Paget were known as 'The Partners'. They were the architects who designed and built the 1930s part of Eltham Palace.

## 1. Tudor-style door



## 2. 1930s window



- 3** Some people liked the changes; they said 'it has certainly been built with every care and respect'. Other people were sad; they said 'we liked it better as it was'.

How do you feel about Eltham Palace now? **Tick** one.

Happy       Sad       Other .....


- 4** Building the new parts of Eltham Palace was lots of work. The original part shown in the photo was kept and incorporated into the building. Can you find it?

**Imagine** you were one of the local workmen in this picture. What do you think you could see, hear, feel, smell and taste?

**Tick** the box when you find it.




**Clue:** Look up! You can also visit these windows from the back of the upstairs corridor, next to Mahjong's room.



Photograph of workmen during Eltham Palace changes, 1930s.  
© Historic England Archive

- 5** In the 1920s people visited Eltham gardens on days out; they thought 'a building is most romantic when it is passing into decay'. They came here to have picnics, to visit nature and paint pictures.

**Choose** the best spot to do that today and **sketch** the view.



- 6** Seely and Paget also did work on the gardens, which had always been popular with local visitors. Find the location of this photo today.

**Tick** the box when you find it.



Photo of the gardens in the 1930s.  
© Historic England Archive

- 7** Lots of people visit Eltham Palace today, and the work Seely and Paget did is now 90 years old.

**Make notes** on this map of what you would add if you modernised Eltham today as Seely and Paget did then.

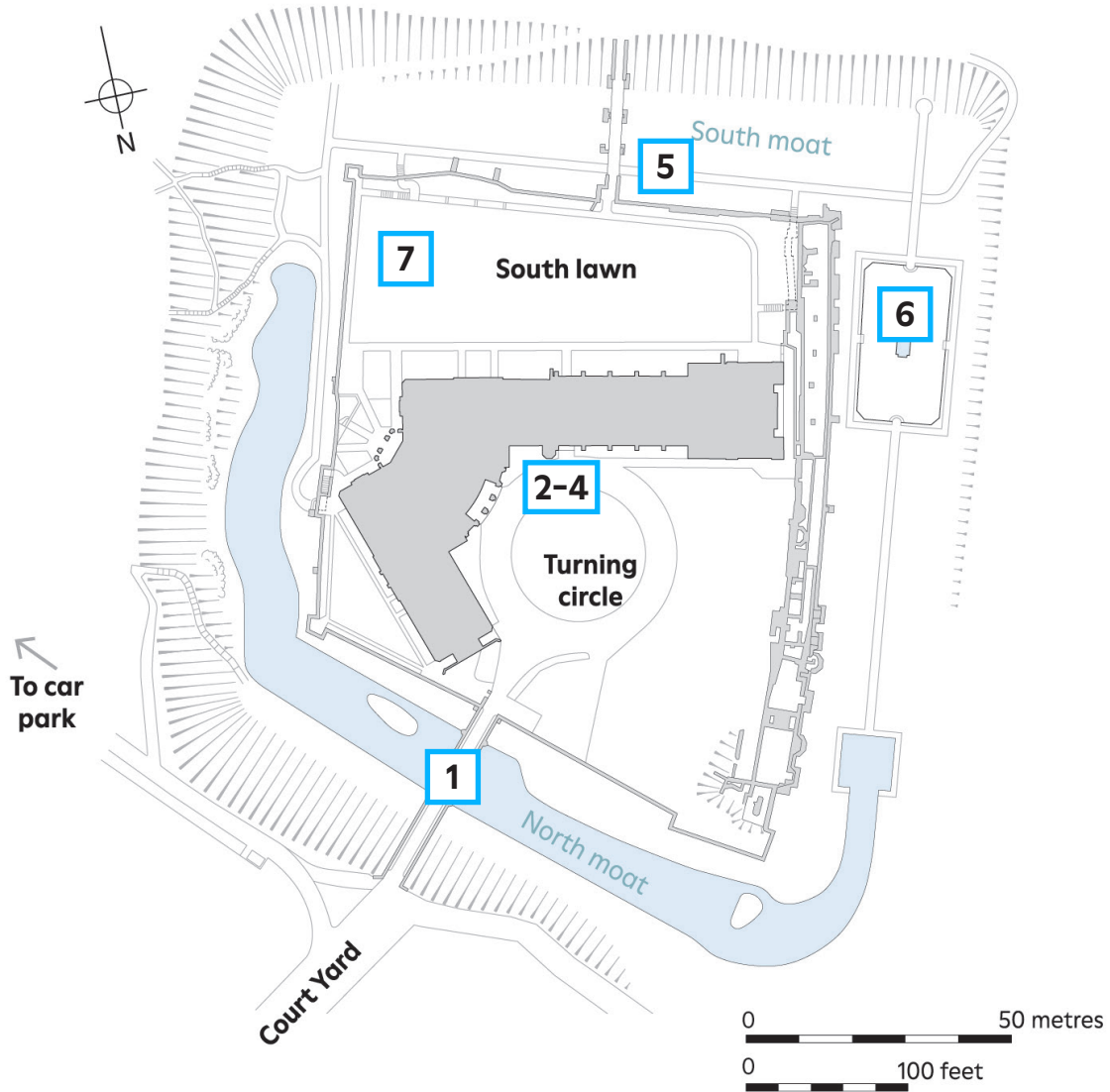


Map of the gardens created by Seely and Paget.  
© Historic England Archive

# Eltham Palace trail map



Use this map to find the location of stops on the trail.



**4**

The remains of the Tudor frontage from question 4 can also be seen from the upstairs corridor inside Eltham Palace.

